



Industrie Service

# EU-TYPE EXAMINATION CERTIFICATE

According to Annex IV, Part A of Directive 2014/33/EU

**Certificate No.:** EU-RV 016

**Notified Body:** TÜV SÜD Industrie Service GmbH  
Westendstr. 199  
80686 Munich - Germany  
Identification No. 0036

**Certificate Holder:** Blain Hydraulics GmbH  
Pfaffenstraße 1  
74078 Heilbronn - Germany

**Manufacturer of the Test Sample:** Blain Hydraulics GmbH  
Pfaffenstraße 1  
74078 Heilbronn - Germany  
(Manufacturer of Serial Production - see Enclosure)

**Product:** Rupture valve as protection against falling of the car in hydraulic lifts

**Type:** RSL ¾"

**Directive:** 2014/33/EU

**Reference Standards:** EN 81-20:2020  
EN 81-50:2020

**Test report:** No. EU-RV009-019 dated 2021-04-20

**Outcome:** The product conforms to the essential health and safety requirements of the mentioned Directive if the requirements of the annex to this EU-type examination certificate are kept.

**Date of Issue:** 2021-04-20

Achim Janocha

Notified Body LCC



**Annex to the EU-Type Examination Certificate**  
**No. EU-RV 016 of 2021-04-20**



**1 Scope of application**

1.1 Rupture valve as protection against falling of the car in hydraulic lifts, type RSL ¾"

1.2 Technical Data

<b>Permissible nominal flow rate</b>	<b>10 - 100</b>	<b>l/min</b>
<b>Pressure range</b>	<b>10 - 100</b>	<b>bar</b>
<b>Operating viscosity</b>	<b>15 - 400</b>	<b>cSt</b>
<b>Temperature range</b>	<b>0 - 65</b>	<b>°C</b>

**2 Conditions**

- 2.1 For identification and information about the principal construction and mode of operation of the tested and approved test sample, the approval drawing no. RSL 120 a dated 2020-09-29 with modification index 'a' dated 2021-01-22 (sheet 1) with certification stamp dated 2021-04-20 must be attached to the EU-type examination certificate and its annex.
- 2.2 The connection and setting of the rupture valves must be carried out in accordance with the manufacturer's RSL operating instructions with certification stamp dated 2021-04-20.
- 2.3 Hydraulic fluids recommended by the manufacturer must be used. Hydraulic fluids with a specification outside the scope of the rupture valve are not permitted.
- 2.4 In the case of rupture valves that are not directly attached to the cylinder, the connection between the cylinder and the rupture valve must be made via by calculation proven short rigid pipes (pressure hoses are not permitted).
- 2.5 The EU-type examination certificate may only be used in combination with the corresponding annex and enclosure (List of authorized manufacturers of the serial production). The enclosure will be updated immediately after any change by the certification holder.

**3 Remarks**

- 3.1 This EU-type examination certificate has been issued in accordance with or on basis of the following standards:
- EN 81-20:2014 (D), Number 5.6.3.8
  - EN 81-50:2014 (D), Number 5.9
  - EN 81-20:2020 (D), Number 5.6.3.8
  - EN 81-50:2020 (D), Number 5.9
- A revision of this EU-type examination certificate is inevitable in case of changes or additions of the above-mentioned standards or of changes of state of the art.
- 3.2 The test results only relate to the safety component "rupture valve" and the associated EU-type examination.
- 3.3 At the rupture valve, there shall be a label with the information necessary for the component's identification with the name of the manufacturer, EU-type examination sign and details of type.

**Enclosure to the EU-Type Examination Certificate  
No. EU-RV 016 of 2021-04-20**



Industrie Service

**Authorised Manufacturer of Serial Production – Production Sites (valid from: 2021-02-03):**

<b>Company</b>	Blain Hydraulics GmbH
<b>Address</b>	Pfaffenstraße 1 74078 Heilbronn - Germany

- END OF DOCUMENT -

20. APR. 2021

GEPRÜFT / APPROVED

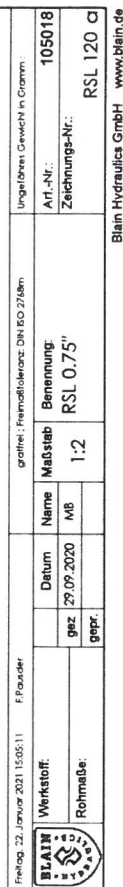
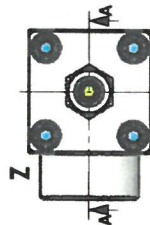
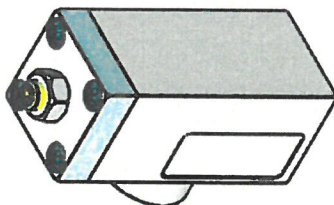
TUV SUD Industrie Service GmbH

Prüflaboratorium für Produkte der Föderaltechnik

Westendstraße 19a

80660 München

Sachverständiger/Expert



Nr.	Benennung	Zeichnungsnummer	Material	Artikelnummer / Stk.
1	Gehäuse 1/2" Sitzausführung	RSL 110	1.0570 (S355J2G3)	103902 1
2	Muffe zylindrisch R10 1/2"	RA 150	1.0570 (S355J2G3)	103807 1
3	O-Ring 9x2 NBR 70	O-Ring 9x2 NBR	NBR	100274 1
4	Stellschraube 1/2"-1 1/2"	RS 140	1.0718 (11SMnPb30)	103897 1
5	Vorspannscheibe 3/4" - 1"	RS 148	1.0736 (11SMnPb37)	103899 1
6	Kolben RS 3/4" - 1" Sitzausführung	RS 130	1.0718 (11SMnPb30)	103892 1
7	Filter	R 165 Filter	Drahtgewebe D=0,2 MW 0,32 Masl. VZA 4301	103775 1
8	Deckel R10 3/4 & 1"	R 120	3.1645 (EN AWJ-2007)	103727 1
9	O-Ring 36x2 NBR 70	O-Ring 36x2 NBR	NBR	100234 1
10	Feder	F 73	Federstahlröhre EN 10270-1 SH	100160 1
11	Sicherungsring DIN 472 30x1,2	DIN 472 30x1,2	1.1248 C75S	500281 1
12	Zylinderschraube DIN912 M6x16 schwarzverzinkt	DIN912 M6x16 schwarzverzinkt	schwarzverzinkt	100089 5
13	Typenschild mit CE	EV 148 CE	Aluminium mit Kleber 3M 468	105719 1
14	Sechskantmutter DIN 934 M12 blauverzinkt	DIN934 M12 blauverzinkt	blauverzinkt	100122 1